



GWALIOR GLORY SCHOOL

HOLIDAY CIRCULAR 2026-27

U.K.G.

Summer, Summer, I am so glad you are here !
 Summer, Summer, Let's give a cheer !
 Summer, Summer, It's time to have fun & Play !
 Star gazing ! pillow fights ! making tents !
 I have all these kind of days !
Hurray ! Hurray !



Dear Parents,

Summer break is a delightful time for children, as well as for us to relax. It is filled with fun and frolic, where children enjoy playing for long hours with friends and family going for a picnic, exploring new places and creating joyful memories, ofcourse to learn many things and experience beyond the classroom. To ensure that learning continues in a fun and meaningful way, few activities are planned to make holidays more creative, interesting and full of fun.



Following Activities have to be done and submitted on 6th July'26.

Make a creative table mat (A3 Size) paper and get it laminated.



Plant a sapling in a small pot or disposable container / cup. Water it daily and watch it grow.



Activities to be done in the scrapbook :-
Submit on 7th July.

1



Cut the parts of the computer given in leisure time worksheet. Arrange them properly in the scrapbook and colour them.

2



Cut the pictures from newspapers or magazines of President & Prime minister of India. and Chief Minister of Madhya Pradesh.

3



Visit any one place out of these - Geo Science, Museum, Jai Vilas palace, Gopachal Parwat with your Parents, click a picture and paste in the scrapbook.

4



Collect 5 things from the nature like- leaves, flowers, sand, seeds etc and paste them in the scrapbook.

5



Paste Pictures of 4 Yoga Poses done by you.

“Dates to remember”

INTERNATIONAL YOGA DAY

21st June 2026

Do yoga at home with these easy poses:-

PADMASANA

COBRA POSE

BUTTERFLY POSE

TREE POSE



Things Required :-

- Yoga Mat
- T-shirt
- Lower / Track Pant !

Note :- Kindly send at least 3 photos of different yoga poses to your class teacher.

HOLIDAY HOMEWORK

Literacy Skills :

Pg No. 9 to 13

Numeracy Skills :

Pg. No. 36, 47, 69, 102 -108

Hindi Abhyas Pustika

Pg. No. 1-2, 10-12, 17, 19, 33-36, 71

General Awareness :

Pg. No. 9, 11, 20 - 21

Happy
Mother's
Day

10th May
2026



Happy
Father's
Day

21st June
2026



SUMMER BREAK - 1st May'26 to 4th July'26. School will reopen on **Monday, 6th July 2026**

"Every Action is important and every deed is vital."

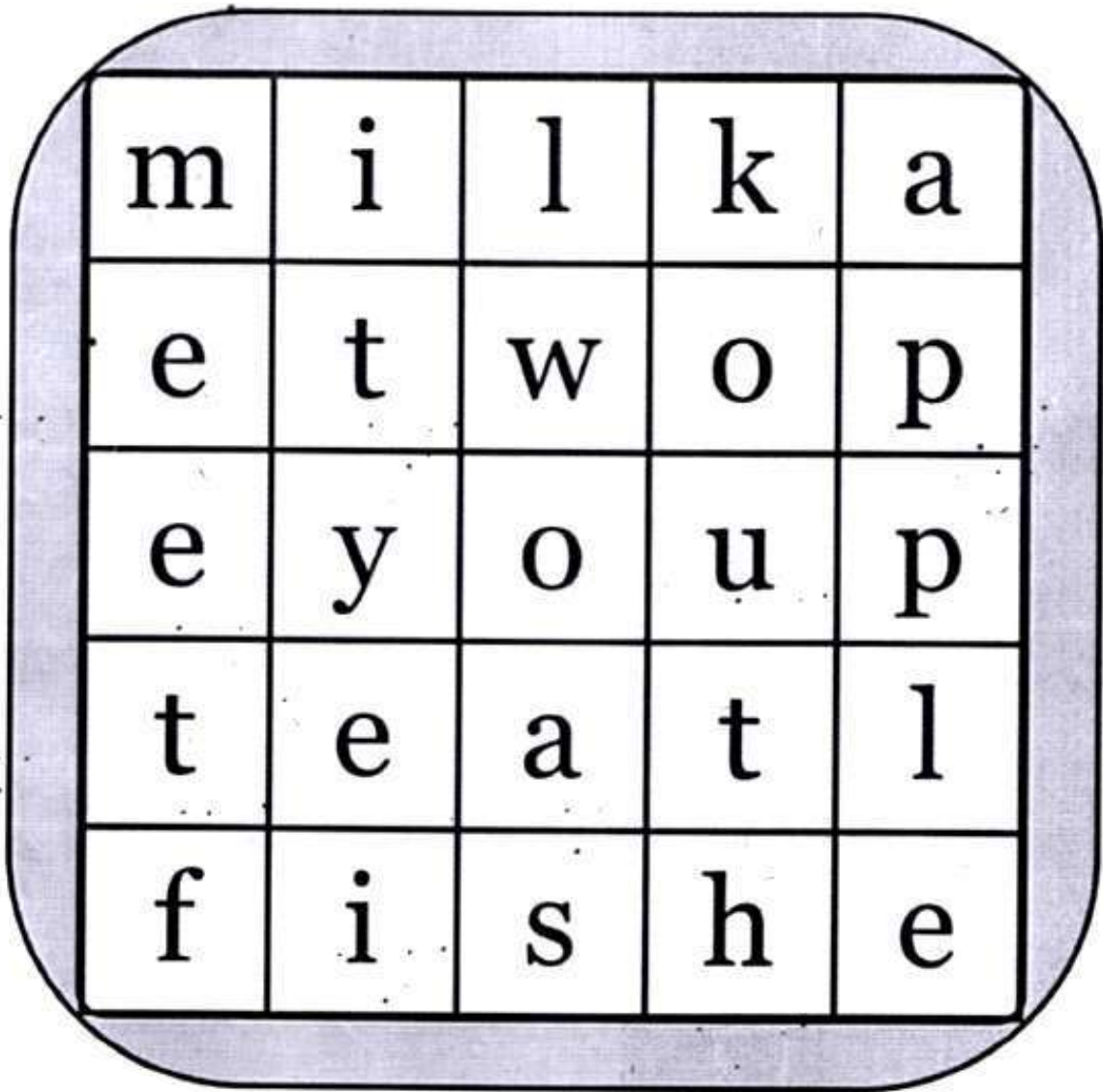


Name : _____

Date : _____

Worksheet : Summer Leisure Time

Find the hidden words in the box and colour it.



- | | |
|--------------------------------|-------------------------------|
| <input type="checkbox"/> milk | <input type="checkbox"/> fish |
| <input type="checkbox"/> apple | <input type="checkbox"/> two |
| <input type="checkbox"/> eat | <input type="checkbox"/> she |
| <input type="checkbox"/> you | |



Name : _____

Date : _____

Worksheet : Summer Leisure Time

एक अक्षर के साथ अलग-अलग अक्षर जोड़कर शब्द बनाओ।

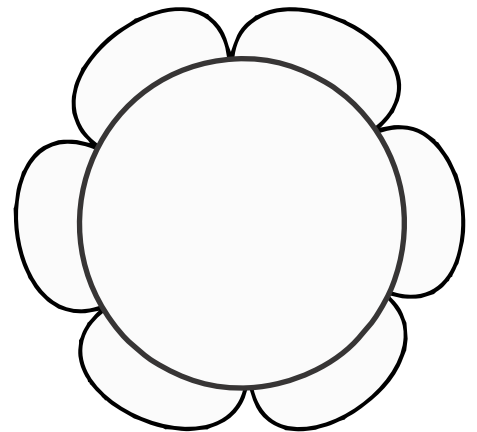
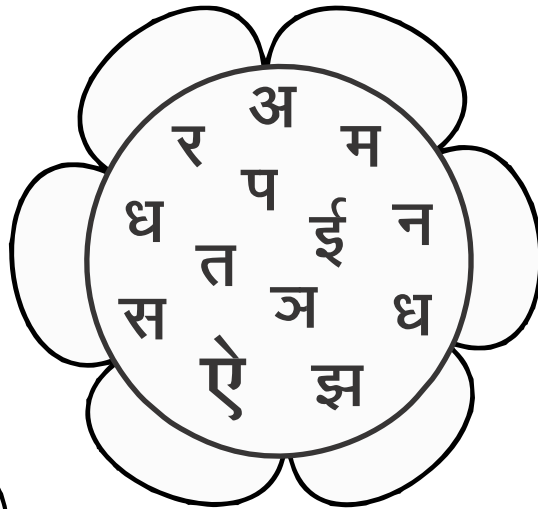
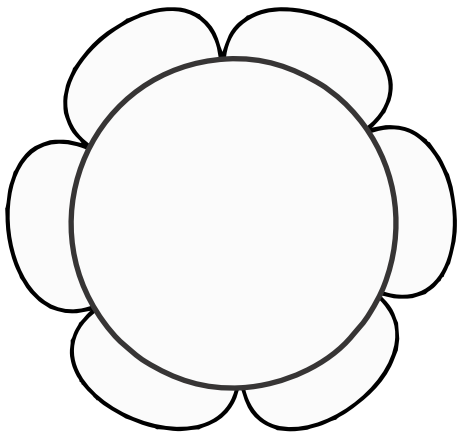
क → ल _____
 → म _____
 → प _____

म → न _____
 → त _____
 → ग _____

आ → प _____
 → म _____
 → ग _____

ह → म _____
 → ल _____
 → क _____

स्वर और व्यंजन छाँटकर लिखो।






Name : _____

Date : _____

Worksheet : Summer Leisure Time

Count the fruit and colour the graph to show how many.



5					
4					
3					
2					
1					












Name : _____

Date : _____

Worksheet : Summer Leisure Time

Let's count in Summer ! - Colour, count and write the numbers in the boxes below.



	<input type="text"/>		<input type="text"/>		<input type="text"/>		<input type="text"/>
	<input type="text"/>		<input type="text"/>		<input type="text"/>		<input type="text"/>




Name : _____

Date : _____

Worksheet : Summer Leisure Time

Colour the image according to the number.



- | | | | |
|-----------|------------|------------|------------|
| 1 = Red | 4 = Yellow | 7 = Brown | 10 = White |
| 2 = Blue | 5 = White | 8 = Blue | |
| 3 = Green | 6 = Blue | 9 = Orange | |



Name : _____

Date : _____

Worksheet : Summer Leisure Time

Cut the parts of computer and arrange them properly in scrap book and colour it.

